



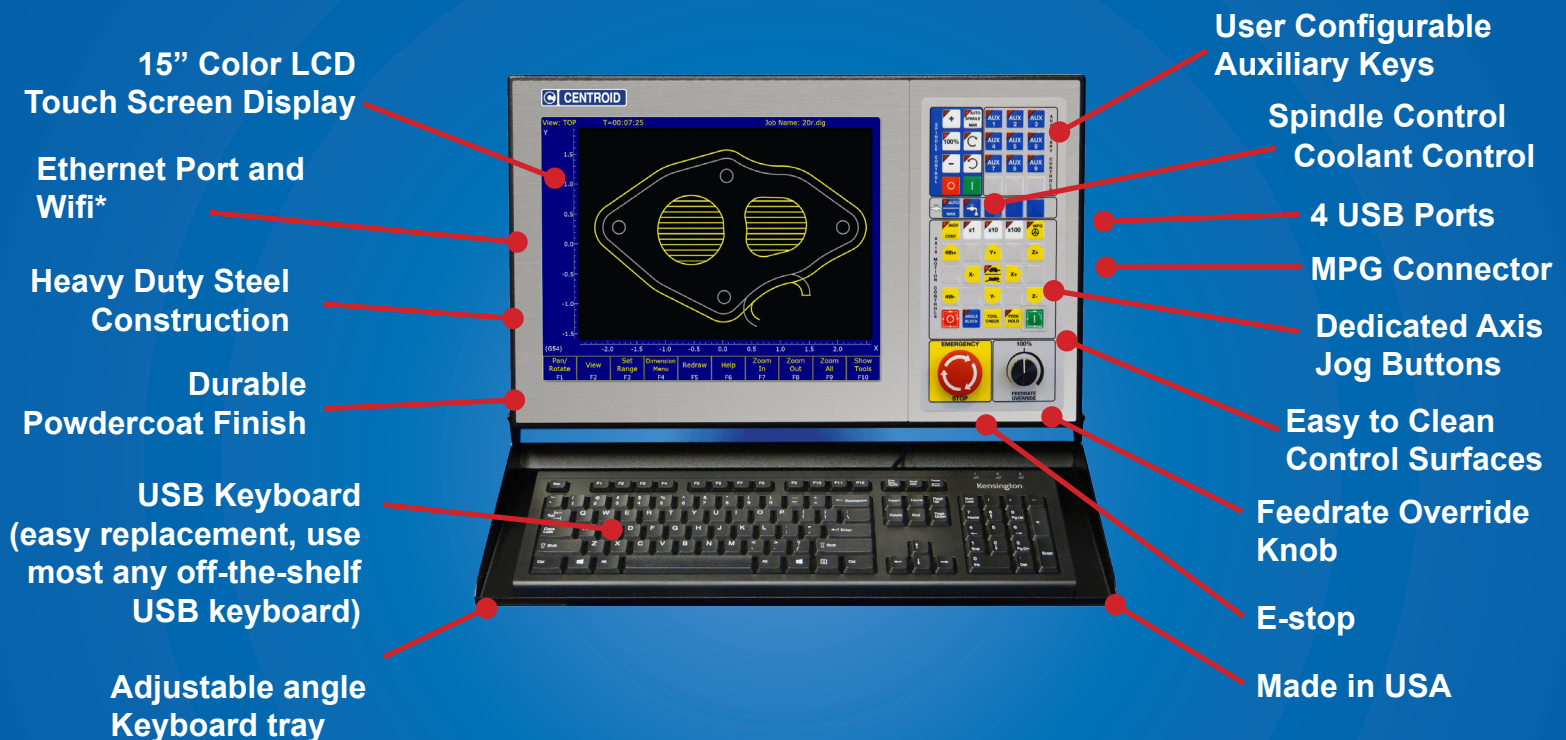
CENTROID™

M400/T400 SL

SlimLine CNC Operators Console




User-Friendly CNC Control Interface




* when ordered with Internal CNCPC

Versatile CNC Console Mounting Configurations

1 Console Arm Mount



- Heavy Duty Arm to Console Swivel Connection
- Smooth 90 degrees Console Swivel Rotation
- Integral Left/Right Level Adjustment
- Through Arm/Swivel Control Cable Chase
- Reversible Top or Bottom Arm Mount using same components



2 Console Floor Stand Mount



- Heavy Duty Console to Support Pole Mount
- Adjustable Console Height and Angle Articulation
- VESA Standard 200mm x 200mm mount
- Heavy Duty Steel construction
- Locking Floor Casters
- Optional Utility and Mouse Tray



#13139	M400 / T400 "SlimLine" CNC Console	
#13181	M400 / T400 "SlimLine" CNC Console <u>with</u> Integrated CNCPC	
#11084	CNCPC for use with #13139 (CNCPC mounts in electrical cabinet)	
#11028	Conduit and cable package for #13181 (50' limit) *	
#13150	Conduit and cable package for #13139 (16' limit)	

Optional Console Accessories

#13933	Mounting Arm Kit: Specify 2',3',4',5' or 2.5' "Z" arm (#13933 includes #13932)	
#13932	Console to Arm mount hardware (adapt to existing arm)	
#8445	Rolling Floor Stand	
#8293	Utility Tray (mounts under keyboard, full width)	
#8294	Mouse Tray (mounts left or right of keyboard tray)	

*preassembled, standard length= 6' of conduit combined with 16' of cable. Additional lengths available.

* CNC Console Floor Stand shown with optional Utility and Mouse Tray



CENTROID

159 Gates Road • Howard, PA 16841
Sales: (814) 353-9256 • Fax: (814) 353-9265
www.centroidcnc.com